Schemi elettrici

Gli Schemi elettrici che seguono si riferiscono a tutti i tipi di macchine presentati nelle Istruzioni per l'Uso.

Wiring diagram

The following wiring diagrams are valid for all the types of machines described in these Operating Instructions.

Schémas Electriques

Les Schémas Electriques ci-après se réfèrent à tous les types de machines présentés dans la Notice d'Utilisation.

Schaltpläne

Die nachfolgenden Schaltpläne gelten für alle in der Betriebsanleitung aufgeführten Maschinentypen.

Esquemas eléctricos

Los Esquemas eléctricos que a continuación se indican se refieren a todos los tipos de máquinas presentados en las Instrucciones para el Uso.

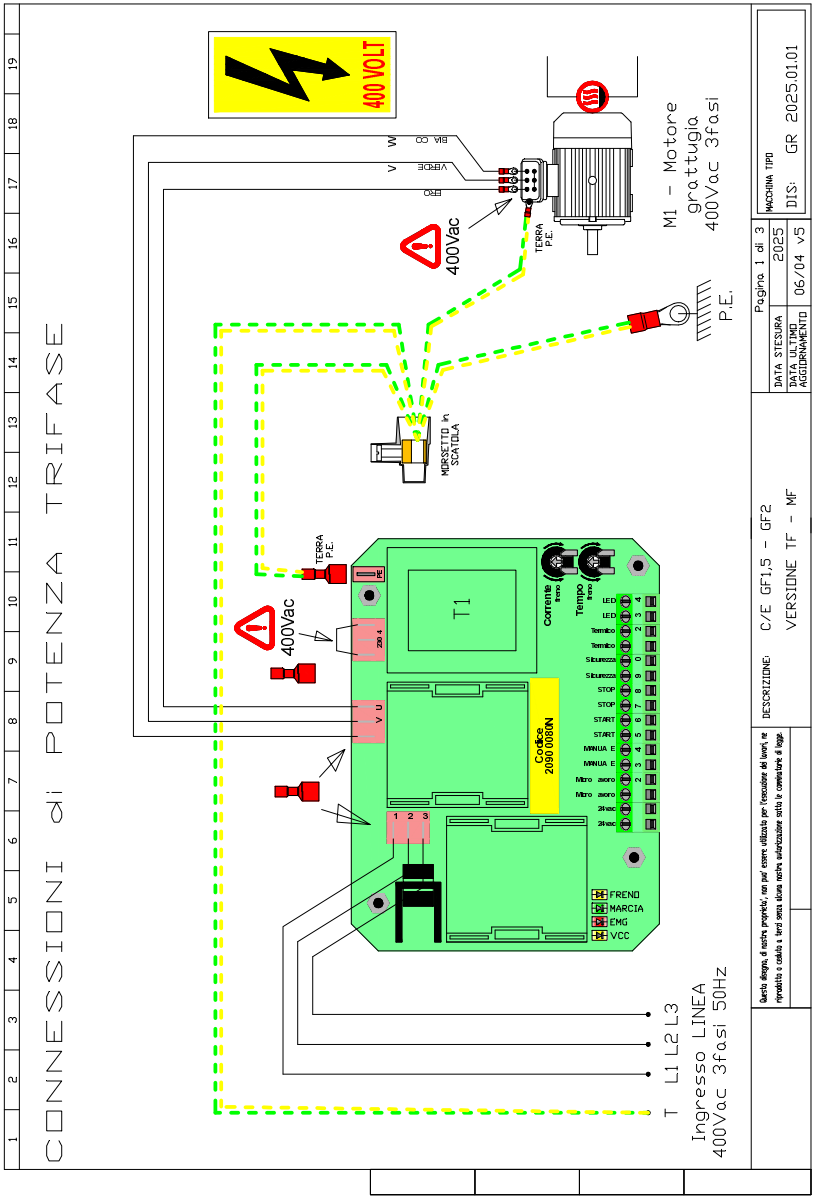

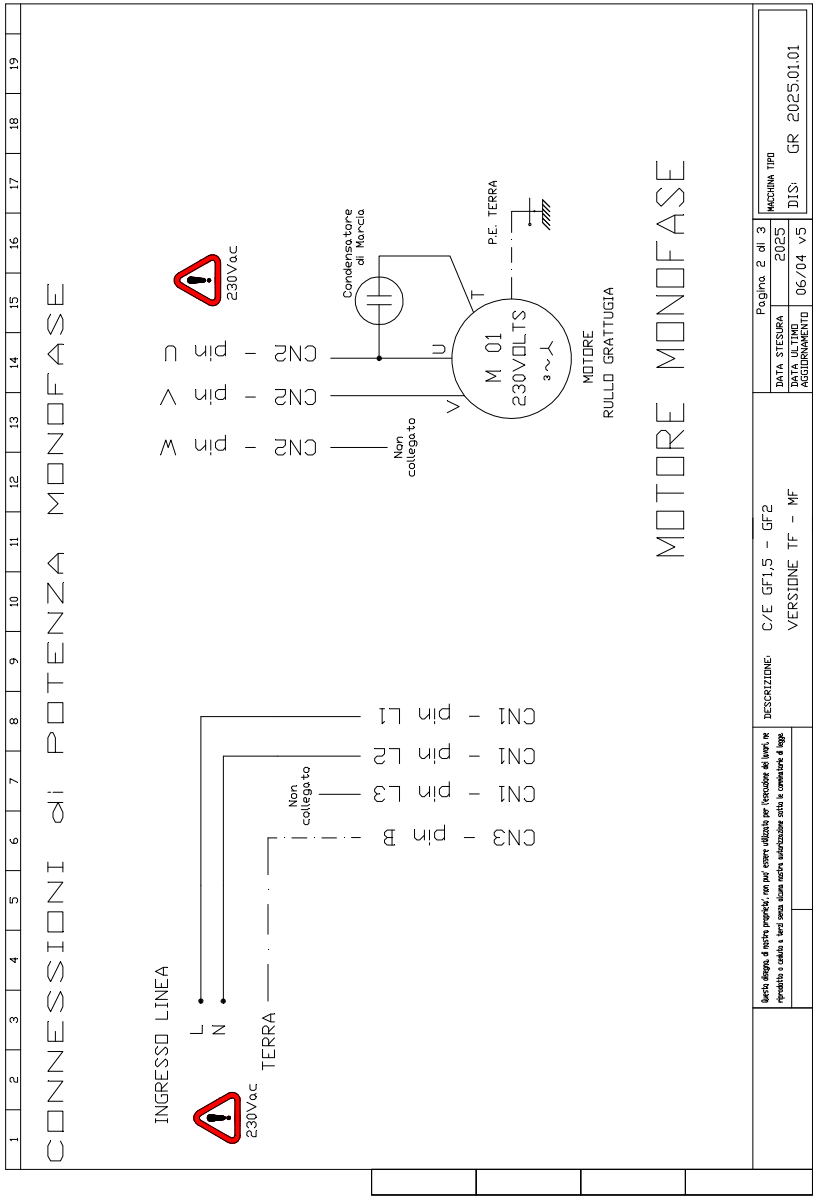

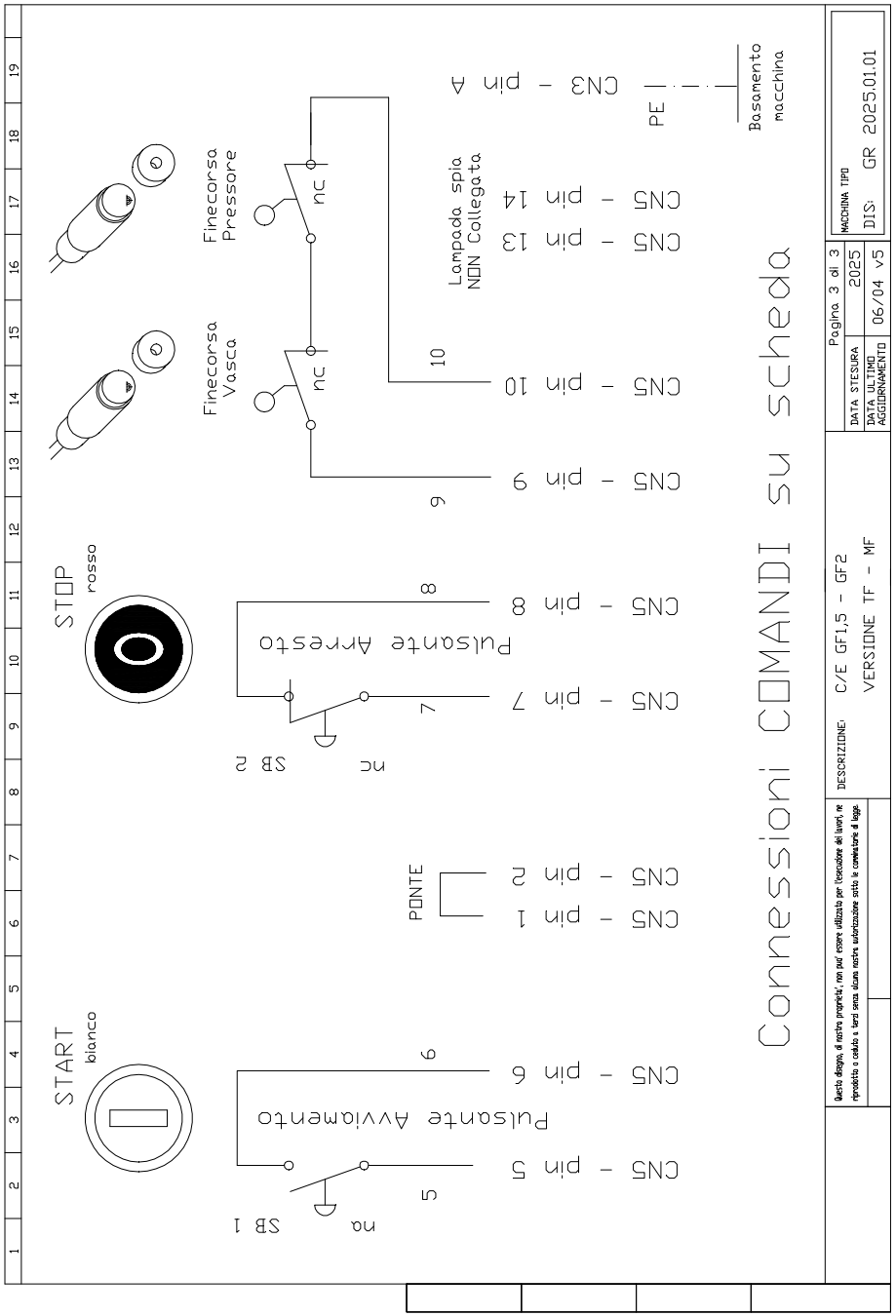
Connessioni COMANDI su scheda
START
bianco
STOP
rosso
Pulsante Avviamento
Pulsante Arresto
SB 1
SB 2
na
nc
PONTE
CN5 - pin 1
CN5 - pin 2
CN5 - pin 5
CN5 - pin 6
CN5 - pin 7
CN5 - pin 8
CN5 - pin 9
CN5 - pin 10
CN5 - pin 13
CN5 - pin 14
CN3 - pin A
Finecorsa Vasca
Finecorsa Pressore
Lampada spia NON Collegata
PE
Basamento macchina
DESCRIZIONE: C/E GF1,5 - GF2
VERSIONE TF - MF
Pagina 3 di 3
DATA STESURA 2025
DATA ULTIMO AGGIORNAMENTO 06/04 v5
MACCHINA TIPO
DIS: GR 2025.01.01